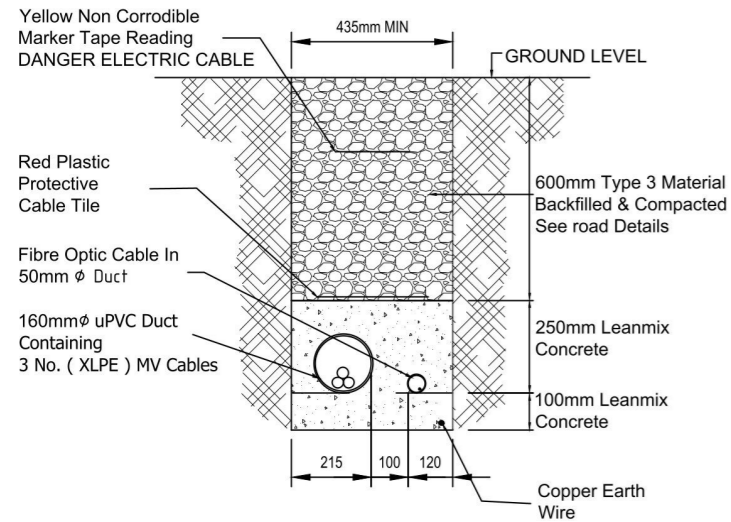


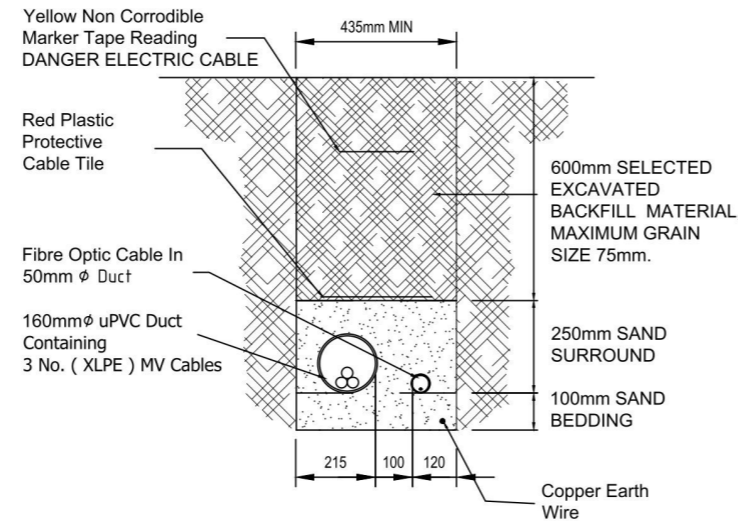
Legend

- NOTES:
 1 FIGURED DIMENSIONS ONLY TO BE TAKEN FROM THIS DRAWING.
 2 ALL DRAWINGS TO BE CHECKED BY THE CONTRACTOR ON SITE.
 3 ENGINEER TO BE INFORMED OF ANY DISCREPANCIES BEFORE ANY WORK COMMENCES.
 4 THIS DRAWING TO BE READ IN CONJUNCTION WITH ALL OTHER RELEVANT DRAWINGS AND SPECIFICATIONS.

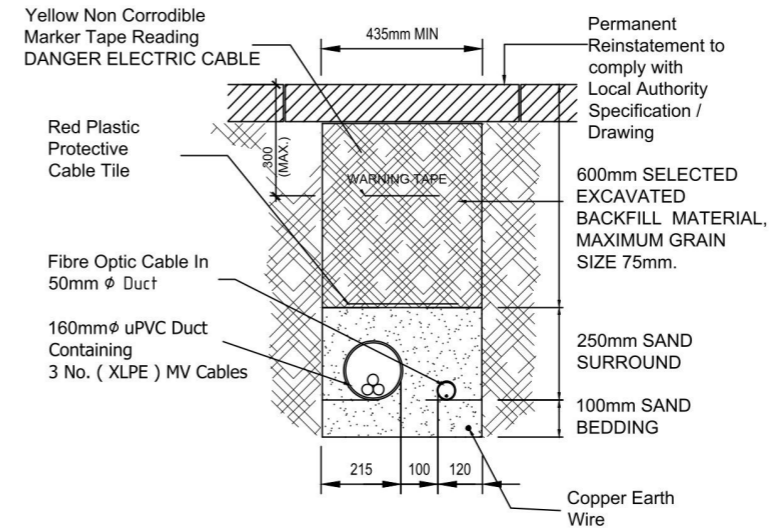
THIS DRAWING IS NOT TO BE USED AS A CONSTRUCTION DRAWING.



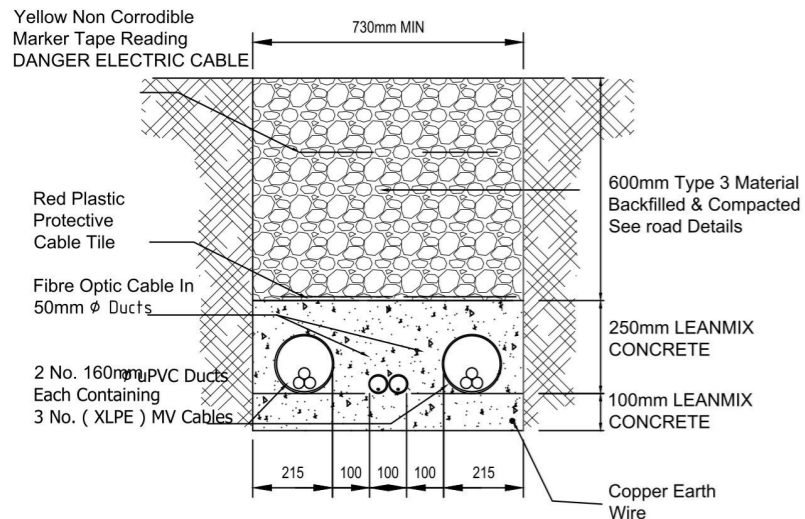
**CABLE TRENCH IN SITE ROADWAY SINGLE CIRCUIT
(INTERNAL WIND FARM)**
Scale 1:20



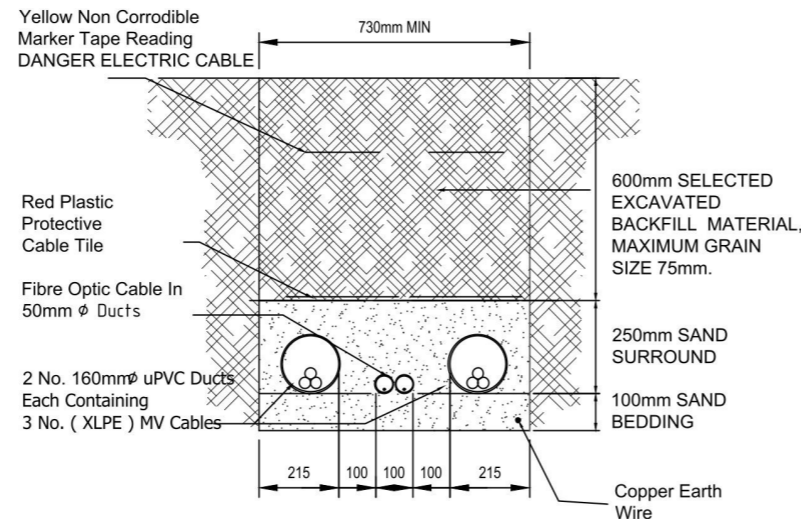
**CABLE TRENCH IN OPEN GROUND SINGLE CIRCUIT
(INTERNAL WIND FARM)**
Scale 1:20



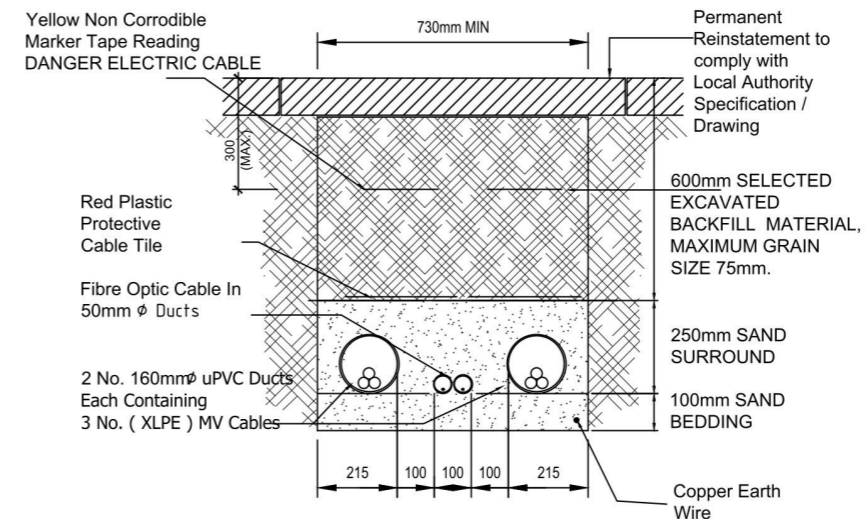
**CABLE TRENCH IN PUBLIC ROAD SINGLE CIRCUIT
(INTERNAL WIND FARM)**
Scale 1:20



**CABLE TRENCH IN SITE ROADWAY TWIN CIRCUIT
(INTERNAL WIND FARM)**
Scale 1:20



**CABLE TRENCH IN OPEN GROUND TWIN CIRCUIT
(INTERNAL WIND FARM)**
Scale 1:20



**CABLE TRENCH IN PUBLIC ROAD TWIN CIRCUIT
(INTERNAL WIND FARM)**
Scale 1:20

Client
CONSTANT ENERGY LIMITED.

Project
WIND FARM COLLECTOR CABLE
TRENCH DETAILS

Title
TIRAWLEY WIND FARM,
CO. MAYO



© COPYRIGHT OF
 JENNINGS O'DONOVAN AND PARTNERS LIMITED
 FINISKLIN Tel (+353) 719 161 416
 SLIGO Email. info@jodireland.com
 IRELAND www.jodireland.com

@JOD_Sligo LinkedIn Jennings O'Donovan & Partners Facebook Jennings O'Donovan

Date	21/04/2026	Revision	1	Job No.	6289
Scale	NOT TO SCALE	Stage	Planning	Figure	2.19
Drawing	DT	Checked	MG	Approved	MG